

DEC3050RID



FEATURES

- Split Climate® intelligent cooling system revolutionizes Sub-Zero's already-superior preservation capabilities, keeping food even fresher for longer
- ClearSight® LED lighting system fully illuminates the interior and reduces shadows.
- Sleek stainless accents trim the interior, matching the sophistication of the exterior
- Easily customize settings—from lighting to humidity—with the tap of a finger via the conveniently accessible touch control panel
- Night Mode optimizes the interior lighting based on the detected ambient light, reducing the brightness by 90% in dim environments
- Lift the base of the flip-up dairy compartment to store taller items on the shelf below
- Delivers fresh-tasting, filtered water through an internal dispenser located discreetly within the refrigerator
- Position adjustable door shelves at various heights to accommodate assorted items
- Nano coating lines the perimeter of each glass shelf to create a hydrophobic barrier that helps contain spills
- The easily accessible NASA-inspired air purification system scrubs the air of ethylene and odor every 20 minutes
- Wi-Fi enabled for convenient remote access using your mobile device or smart home system
- Sub-Zero offers an industry-leading full two-year warranty on appliances, along with a full five-year sealed system warranty
- Accepts custom panels for an integrated look within cabinetry or stainless-steel accessory panels and handles to match other Sub-Zero, Wolf, and Cove products\*


ACCESSORIES

- Air Purification Cartridge
- Egg Container
- Reduced Toekick Divider
- Stainless Steel Side Panel
- Water Filter
- Dual Installation Kits
- Stainless Steel Dual Installation Kickplates
- Stainless Steel Door Panels With Pro Handle
- Stainless Steel Door Panels With Tubular Handle
- Stainless Steel Pro and Tubular Handles

Accessories are available through an authorized dealer. For local dealer information, visit [subzero-wolf.com/locator](https://subzero-wolf.com/locator).



HANDLE ACCESSORIES



PRODUCT DETAILS

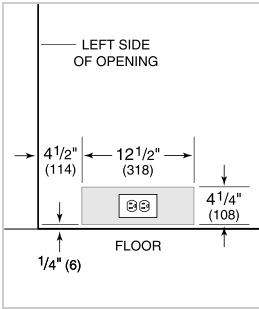
REFRIGERATOR

- LED refrigerator lights
- 4 glass refrigerator shelves (3 adjustable; 1 stationary)
- 4 soft-close crisper drawers with adjustable dividers
- 5 door bins (3 adjustable; 2 stationary)
- 1 flip-up dairy compartment
- Internal water dispenser

PRODUCT SPECIFICATIONS

Model	DEC3050RID
Dimensions	30"W x 84"H x 24"D
Refrigerator Capacity	17.5 cu. ft.
Weight	425 lbs
Electrical Supply	115 VAC, 60 Hz
Electrical Service	15 amp dedicated circuit
Plumbing Supply	1/4" OD copper, braided stainless steel or PEX tubing
Plumbing Pressure	35-120 psi

ELECTRICAL

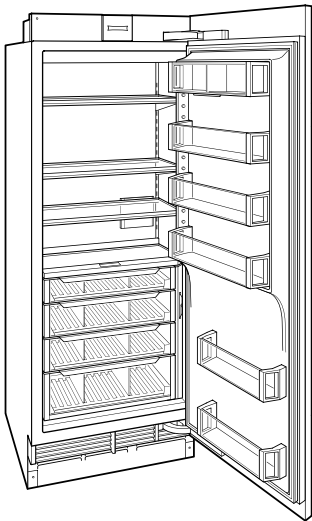


**NOTE:** The electrical outlet must be positioned with the grounding prong to the right of the thinner blades.

**PANEL SPECIFICATIONS** For complete panels specifications including width/height, weight requirements and thickness requirements visit [subzero-wolf.com/reveal](http://subzero-wolf.com/reveal).

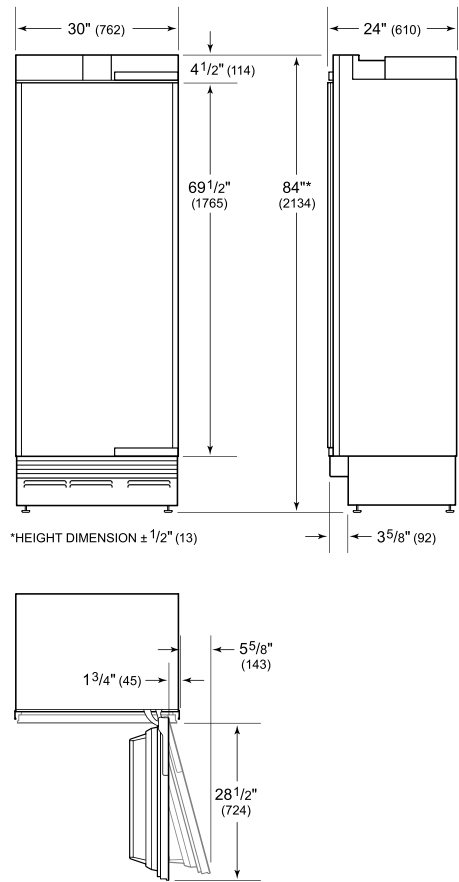
**NOTE:** Dimensions in parenthesis are in millimeters unless otherwise specified

INTERIOR VIEW



This illustration is intended for interior reference only and may not represent the exterior of the model being specified.

DIMENSIONS



STANDARD INSTALLATION

